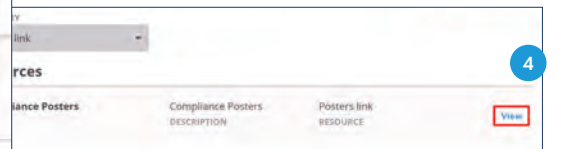
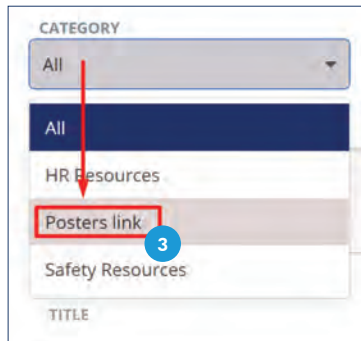
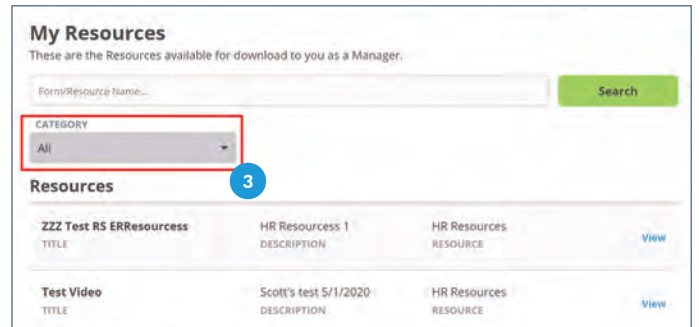
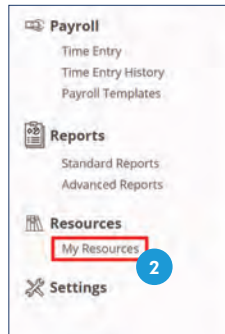


# Required Postings



If you require a new posting, you can print posters from the MyFrankCrum web portal.

- 1 Start by logging into MyFrankCrum.com.
- 2 Select My Resources.
- 3 In the categories drop down menu, select Posters Link.
- 4 Once you click the Federal and State Posters link, you will be asked to check a box agreeing to the terms of use.
- 5 Select a state and then click ACCEPT.
- 6 Click on Required State and Federal Posters.
- 7 Select the links for each poster you would like to print.



You also have the option to obtain "all in one" laminated posters. Just click the **GovDocs** vendor link and follow the directions.