

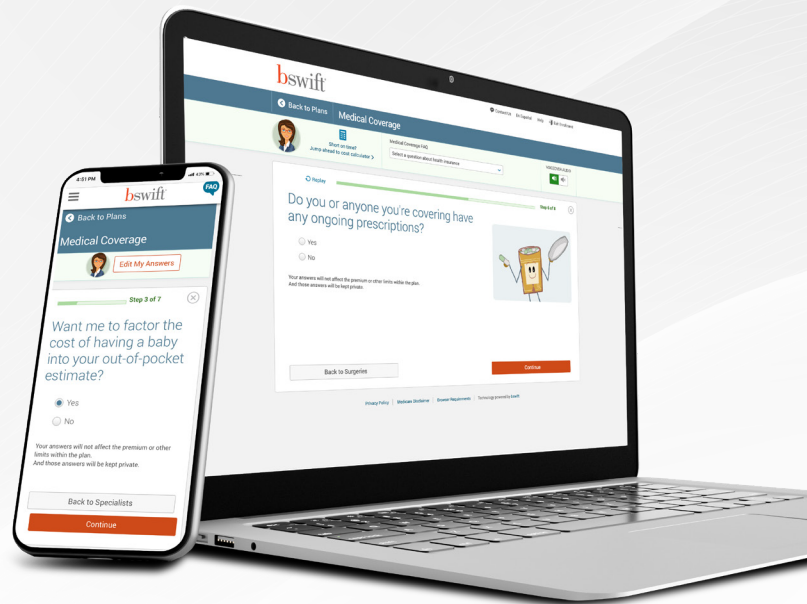
Meet Emma™: bswift's Decision Support Guide

Personalized, responsive, and
integrated for your benefits success



As an always-available, tailored solution,
Emma revolutionizes how your employees
approach their benefits decisions.

Emma is more than just a guide—she is a comprehensive tool designed to ensure a smooth, user-friendly experience, providing your employees with the necessary knowledge and support to make the best choices.



Always Available

Emma™ is there to support your employees in making confident, informed benefits decisions, no matter when or where they need assistance.

Customized Guidance

Every employee has unique needs, so Emma provides tailored guidance rather than a one-size-fits-all approach.

Seamless Integration

Emma is fully integrated into bswift's enrollment platform for a smooth, user-friendly experience, and in-the-moment decision support.

Multiple Support Options

Employees can choose from guided walkthroughs, detailed FAQs and explanatory bubbles, or a standalone calculator to receive the level of support that best fits their needs.

Educational Support

Emma offers varying levels of interactive education and benefits decision support, ensuring all employees have the knowledge they need to make informed decisions.

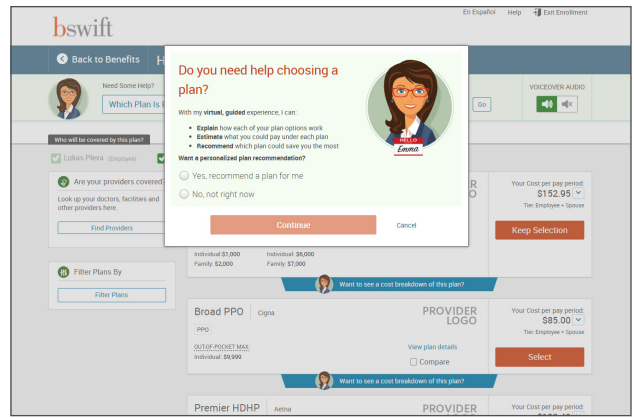
Comprehensive Recommendations

Emma integrates decision-making for Medical, Dental, and select Voluntary benefits, helping employees to make the best benefits choices and ensuring they have the right level of coverage for their personal circumstances.

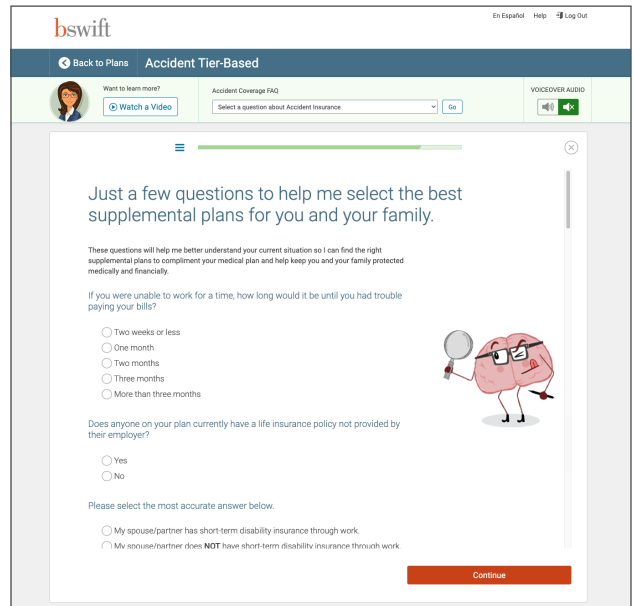
Provider Search

Emma offers the ability to search and find healthcare providers within the network, simplifying the process of locating and choosing carriers and providers.

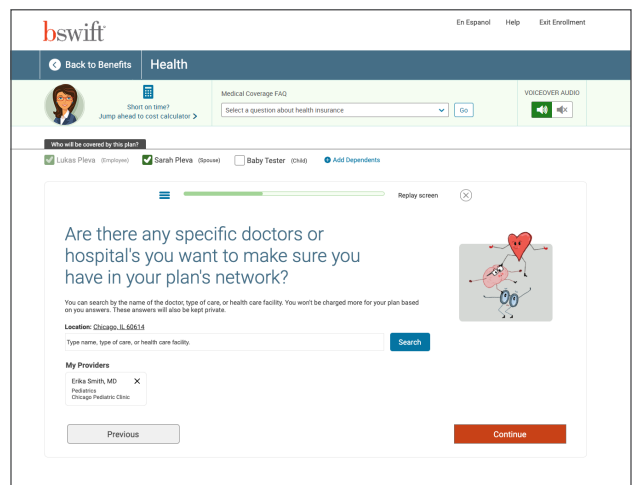
Experience the way benefits are meant to be with Emma, where every interaction is smooth, every decision is informed, and every outcome is optimized.



Personalized guidance



Voluntary Benefits decision support



Provider Search